




Carver County licensed family child care homes weekly full time average rates and ranges by City.

City	Total	Total	Infant	Average	Toddler	Average	Preschool	Average	Schoolage	Average
	Licensed number	give referral #	Min/Max \$	\$	Min/Max \$	\$	Min/Max \$	\$	Min/Max \$	\$
Carver	11	11	150/220	\$ 178.00	125/200	\$ 164.00	125/180	\$ 146.00	120/155	\$ 138.00
Chanhassen	21	19	150/190	\$ 167.00	135/190	\$ 162.00	125/175	\$ 148.00	115/150	\$ 133.00
Chaska	56	52	100/210	\$ 165.00	100/190	\$ 155.00	100/185	\$ 145.00	100/185	\$ 131.00
Cologne	10	9	140/180	\$ 159.00	140/170	\$ 153.00	130/155	\$ 142.00	120/150	\$ 135.00
Hamburg	4	0	130/150	\$ 143.00	130/150	\$ 140.00	115/140	\$ 127.00	100/125	\$ 112.00
Mayer	8	8	140/170	\$ 150.00	130/170	\$ 146.00	130/150	\$ 138.00	120/140	\$ 112.00
New Germany	1	1	*	*	*	*	*	*	*	*
Norwood Young America	19	18	115/248	\$ 145.00	115/248	\$ 140.00	110/175	\$ 126.00	90/175	\$ 118.00
Victoria	14	11	150/200	\$ 176.00	130/185	\$ 161.00	130/180	\$ 152.00	125/150	\$ 139.00
Waconia	44	38	120/205	\$ 161.00	115/193	\$ 151.00	110/180	\$ 142.00	75/175	\$ 124.00
Watertown	18	18	130/175	\$ 158.00	120/153	\$ 140.00	110/153	\$ 133.00	100/153	\$ 130.00
Centers	17	17								
<i>weekly</i>			220/300	\$ 263.00	180/265	\$ 227.00	165/221	\$ 199.00	153/219	\$184.00
<i>hourly</i>			8.00/12.00	\$ 10.75	7.00/11.00	\$ 9.80	7.00/10.00	\$ 9.20	8.00/10.00	\$9.50
<i>daily</i>			56.00/102.00	\$ 78.86	35.00/82.00	\$ 63.44	34.00/74.00	\$ 56.33	42.00/68.00	\$56.57
Family Child Care	200	182								
<i>weekly</i>			100/248	\$ 162.00	100/248	\$ 152.00	100/190	\$142.00	75/185	\$129.00
<i>hourly</i>			3.00/10.00	\$ 4.56	2.75/10.00	\$4.36	2.00/8.00	\$3.96	2.00/8.50	\$4.04
<i>daily</i>			25.00/75.00	\$ 36.19	24.00/70.00	\$33.69	21.00/63.00	\$31.58	10.00/57.00	\$28.36
  										
						Resources for Child Caring	651-641-0332			